

***BIC Regular Meeting  
of  
May 18, 2022***

***Agenda Item 4e***

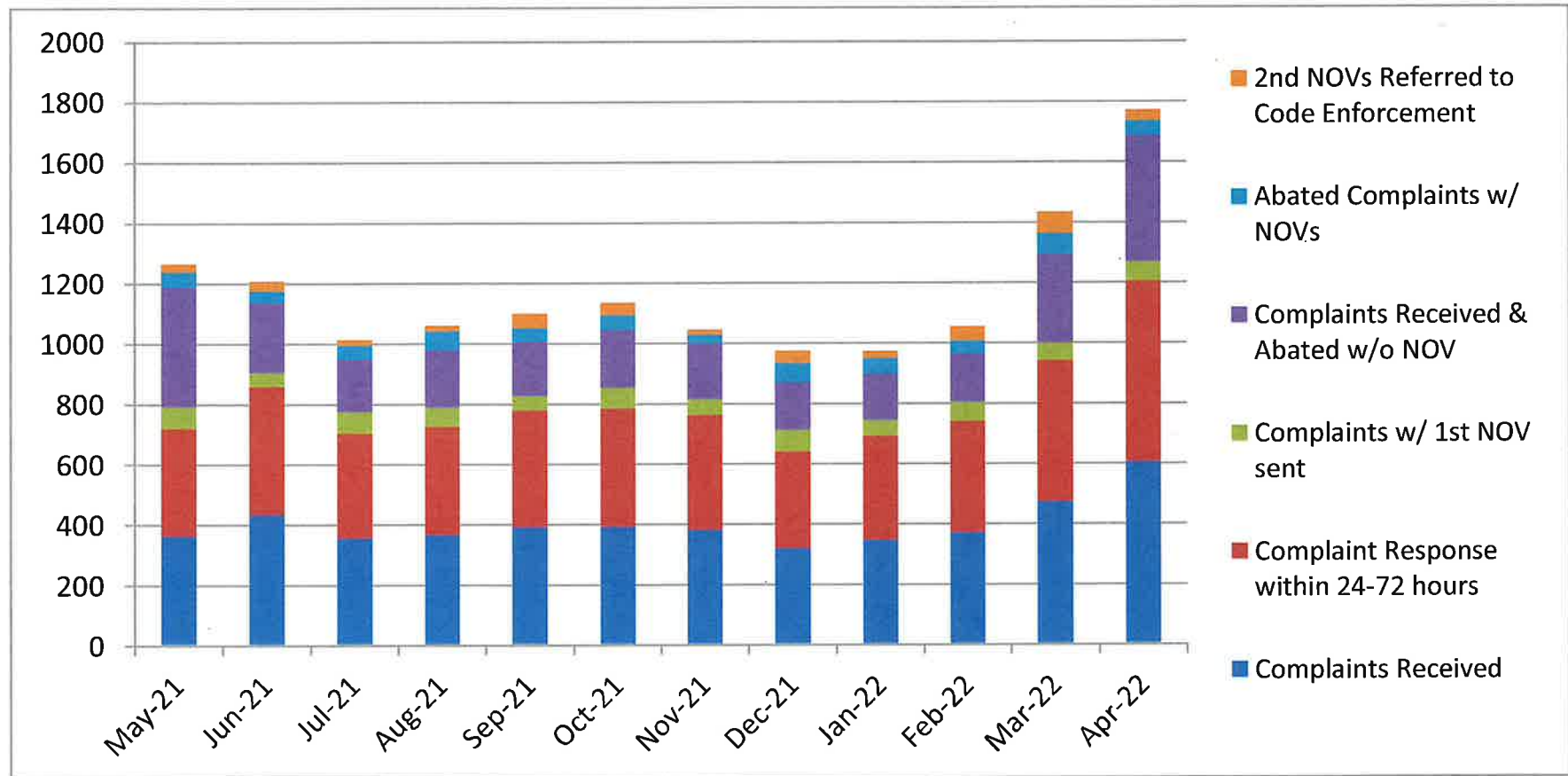
## Code Enforcement and DBI Monthly Update - 2022

	January	February	March	April	May	June
<b>BID</b>						
Building Inspections Performed	4,338	4,460	5,769	5,295		
Complaints Received	347	372	475	606		
Complaint Response within 24-72 hours	345	370	468	599		
Complaints with 1st Notice of Violation sent	52	61	57	64		
Complaints Received and Abated without NOV	155	163	294	419		
Abated Complaints with Notice of Violations	52	42	70	48		
2nd Notice of Violations Referred to Code Enforcement	24	49	71	36		
<b>HIS</b>						
Housing Inspections Performed	699	602	809	716		
Complaints Received	366	322	399	280		
Complaint Response within 24-72 hours	349	322	370	257		
Complaints with Notice of Violations issued	126	106	132	117		
Abated Complaints with NOVs	297	280	372	323		
# of Cases Sent to Director's Hearing	33	33	45	20		
Routine Inspections	74	83	90	114		
<b>CES</b>						
# of Cases Sent to Director's Hearing	8	52	95	111		
# of Order of Abatements Issued	3	21	35	40		
# of Cases Under Advisement	0	5	5	0		
# of Cases Abated	6	20	42	195		
Code Enforcement Inspections Performed	193	282	337	407		
# of Cases Referred to BIC-LC	0	0	3	10		
# of Cases Referred to City Attorney	1	1	3	1		

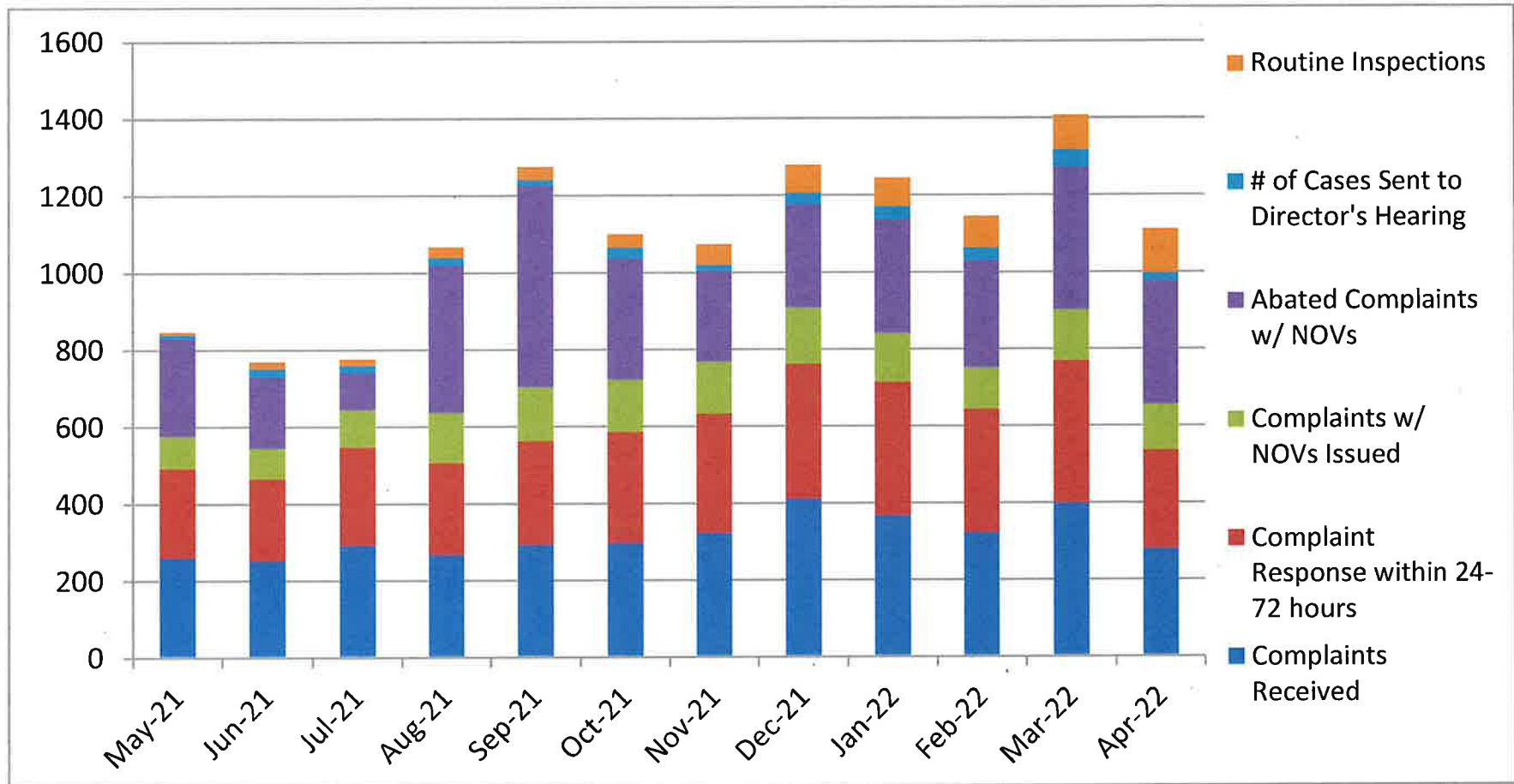
2nd 1/4      2nd 1/4      2nd 1/4      3rd 1/4      3rd 1/4      3rd 1/4

<b>CODE ENFORCEMENT OUTREACH PROGRAMS</b>						
Total people reached out to	50,838	50,838	50,838	64,968	64,968	64,968
Counseling cases	695	695	695	597	597	597
Community Program Participants	6,577	6,577	6,577	4,656	4,656	4,656
Cases Resolved	666	666	666	592	592	592

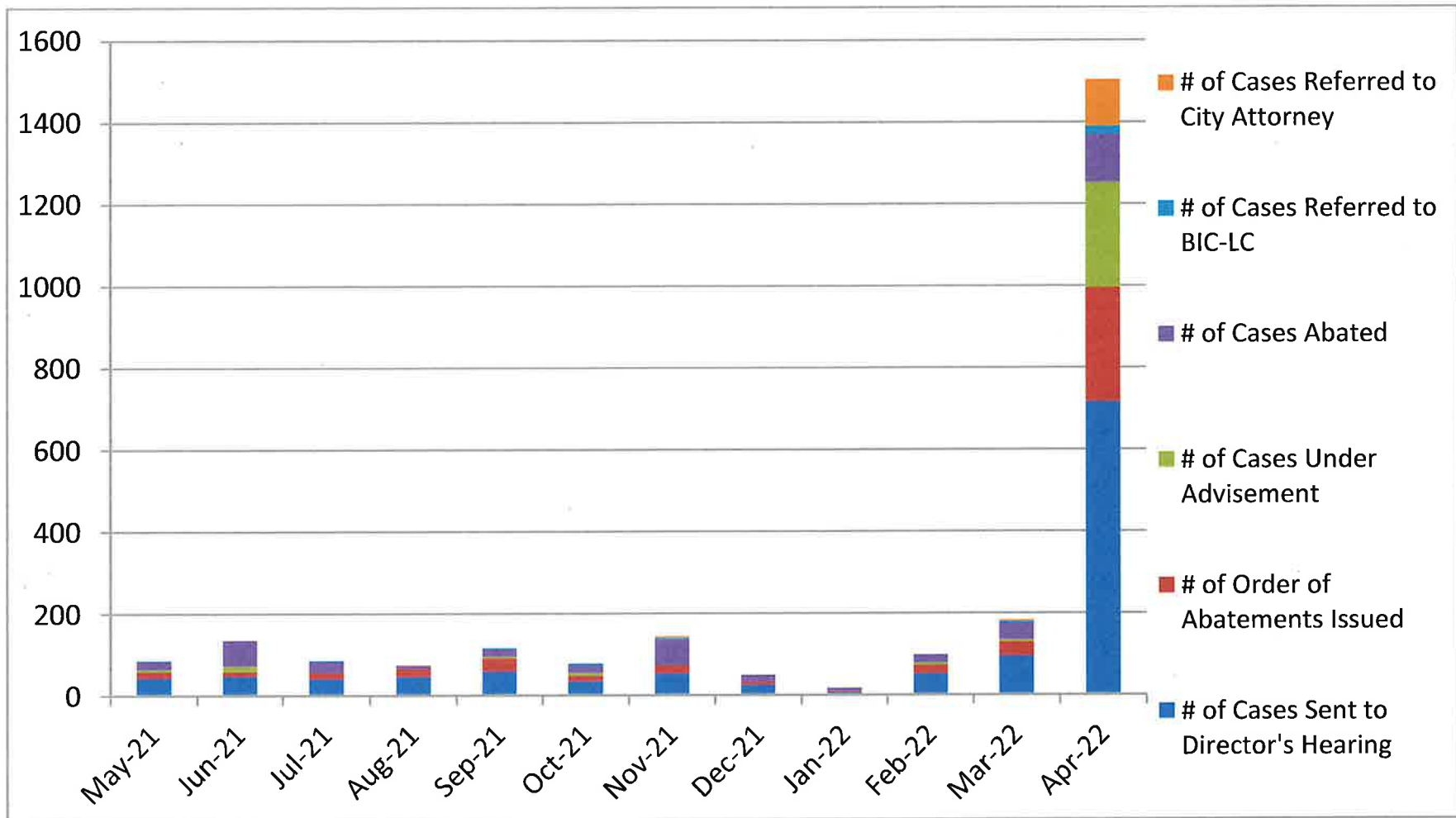
## BID COMPLAINT ACTIVITIES



## HIS COMPLAINT ACTIVITIES



## CES COMPLAINT ACTIVITIES



## BID, HIS, CES INSPECTIONS

