

***BIC Regular Meeting
of
October 18, 2017***

Agenda Item 11d

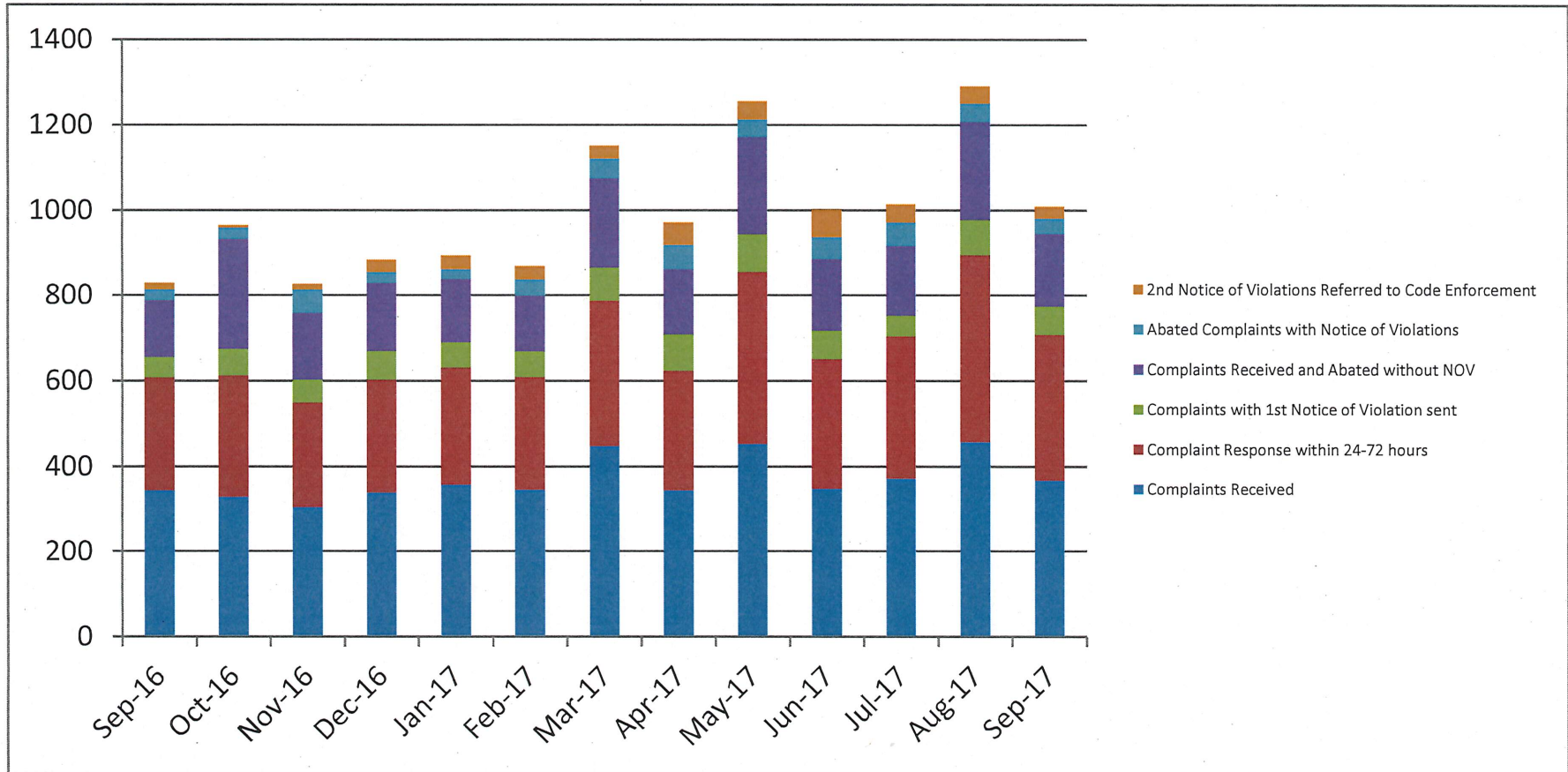
Code Enforcement and DBI Monthly Update - 2017

	January	February	March	April	May	June
BID						
Building Inspections Performed	4,602	4,703	5,786	5,022	5,711	5,686
Complaints Received	356	344	447	343	452	347
Complaint Response within 24-72 hours	273	264	339	279	402	302
Complaints with 1st Notice of Violation sent	59	59	78	85	87	67
Complaints Received and Abated without NOV	149	131	210	153	231	168
Abated Complaints with Notice of Violations	23	38	46	57	41	52
2nd Notice of Violations Referred to Code Enforcement	32	32	30	53	42	66
HIS						
Housing Inspections Performed	1,255	1,283	1,451	1,264	1,313	1,263
Complaints Received	546	430	501	436	498	428
Complaint Response within 24-72 hours	528	416	491	432	479	420
Complaints with Notice of Violations issued	202	191	213	168	174	163
Abated Complaints with NOVs	346	334	339	369	455	477
# of Cases Sent to Director's Hearing	47	52	45	38	38	40
Routine Inspections	289	337	417	319	345	296
CES						
# of Cases Sent to Director's Hearing	45	55	64	78	91	83
# of Order of Abatements Issued	7	4	5	14	16	20
# of Cases Under Advisement	14	5	11	5	13	16
# of Cases Abated	40	57	68	54	58	63
Code Enforcement Inspections Peformed	98	128	177	308	135	172
# of Cases Referred to BIC-LC	4	-	-	-	-	-
# of Case Referred to City Attorney	-	3	-	-	-	-

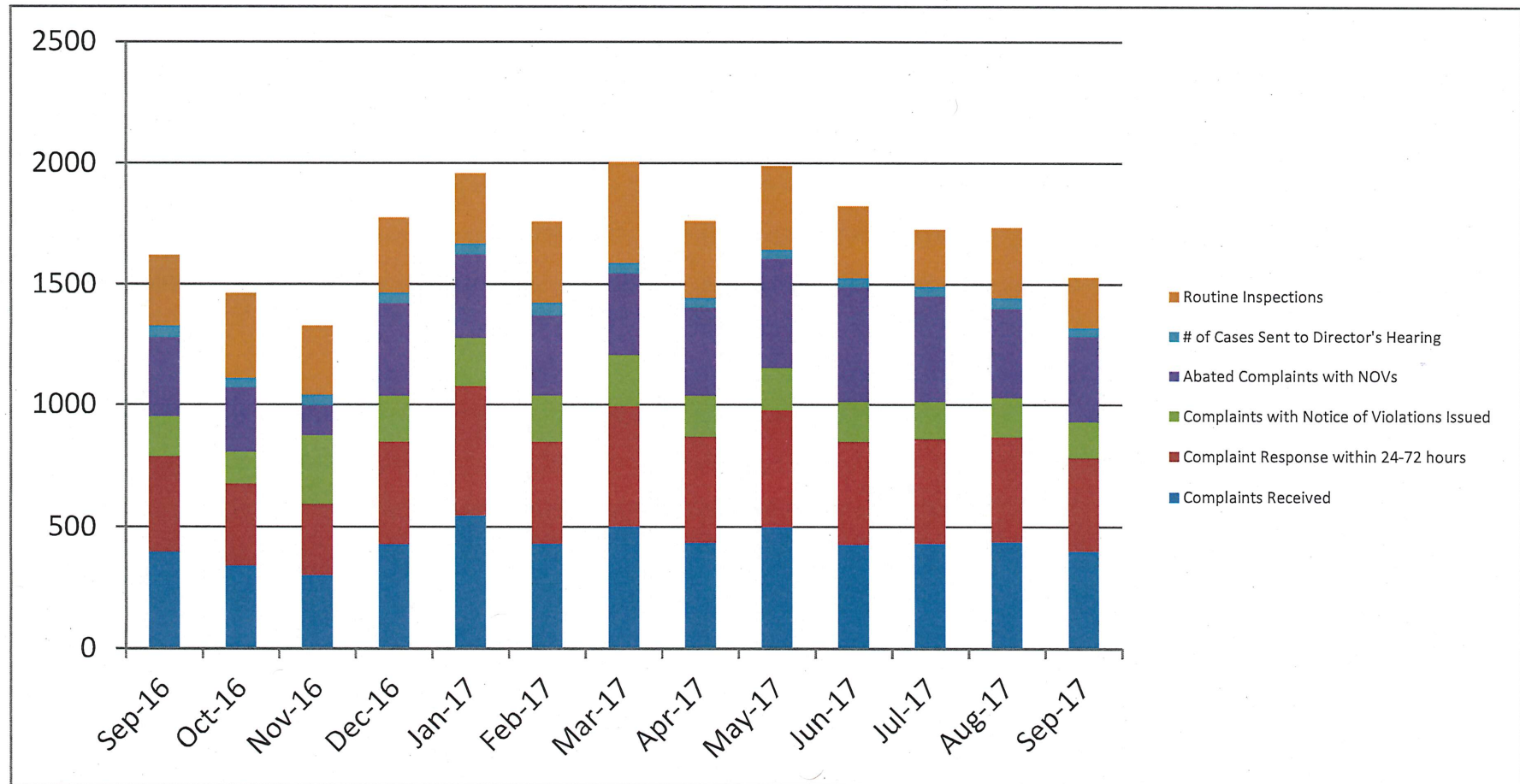
Code Enforcement and DBI Monthly Update - 2017

	July	August	September	October	November	December
BID						
Building Inspections Performed	4751	5933	5,076			
Complaints Received	371	457	367			
Complaint Response within 24-72 hours	332	436	340			
Complaints with 1st Notice of Violation sent	48	84	66			
Complaints Received and Abated without NOV	164	230	170			
Abated Complaints with Notice of Violations	55	43	37			
2nd Notice of Violations Referred to Code Enforcement	44	40	29			
HIS						
Housing Inspections Performed	1,127	1,257	992			
Complaints Received	433	439	401			
Complaint Response within 24-72 hours	426	427	382			
Complaints with Notice of Violations issued	152	163	147			
Abated Complaints with NOVs	440	371	354			
# of Cases Sent to Director's Hearing	42	45	37			
Routine Inspections	234	291	210			
CES						
# of Cases Sent to Director's Hearing	77	123	104			
# of Order of Abatements Issued	20	39	16			
# of Cases Under Advisement	16	14	14			
# of Cases Abated	40	47	47			
Code Enforcement Inspections Peformed	144	220	209			
# of Cases Referred to BIC-LC	1	-	-			
# of Case Referred to City Attorney	-	1	-			

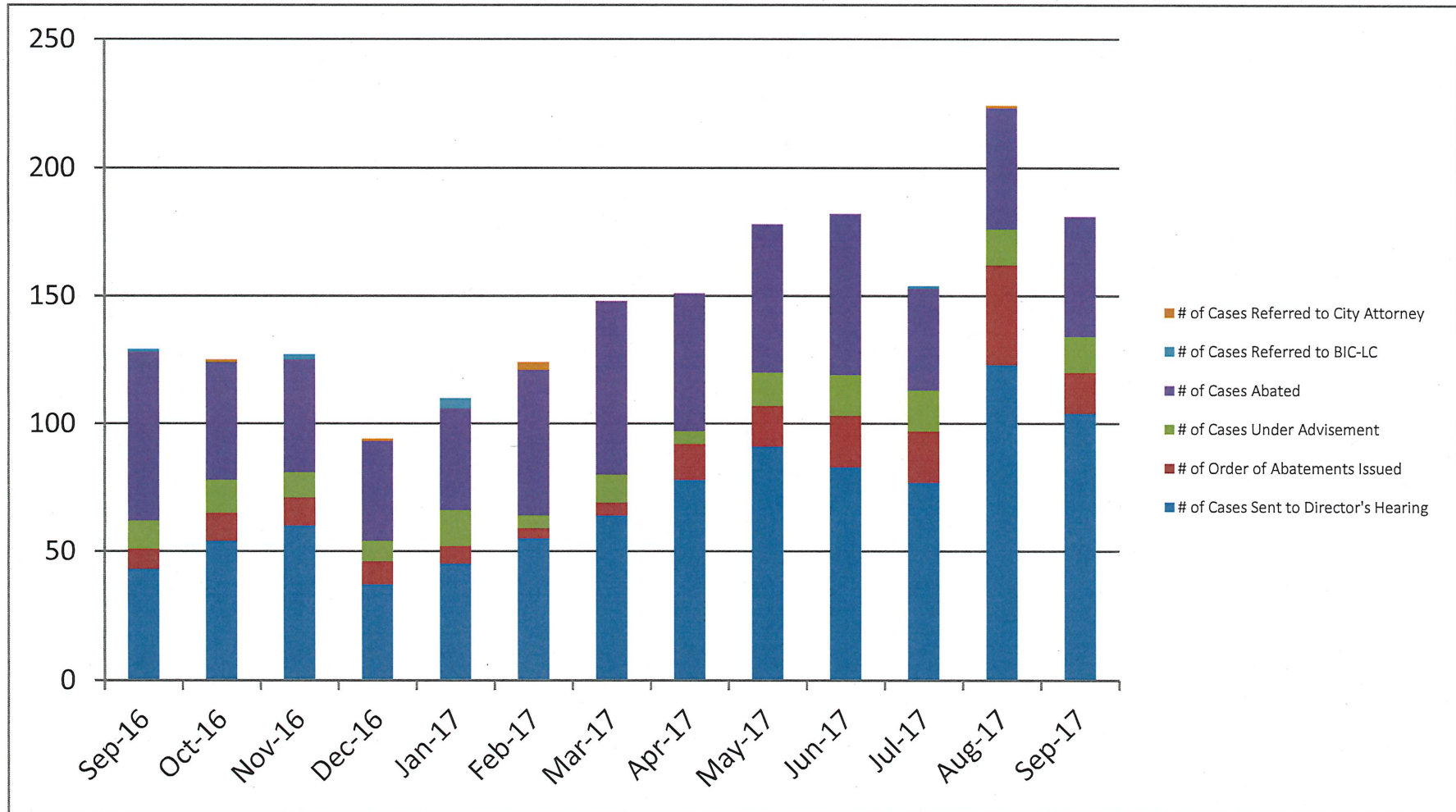
BID COMPLAINT ACTIVITIES



HIS COMPLAINT ACTIVITIES



CES COMPLAINT ACTIVITIES



BID, HIS, CES INSPECTIONS

