

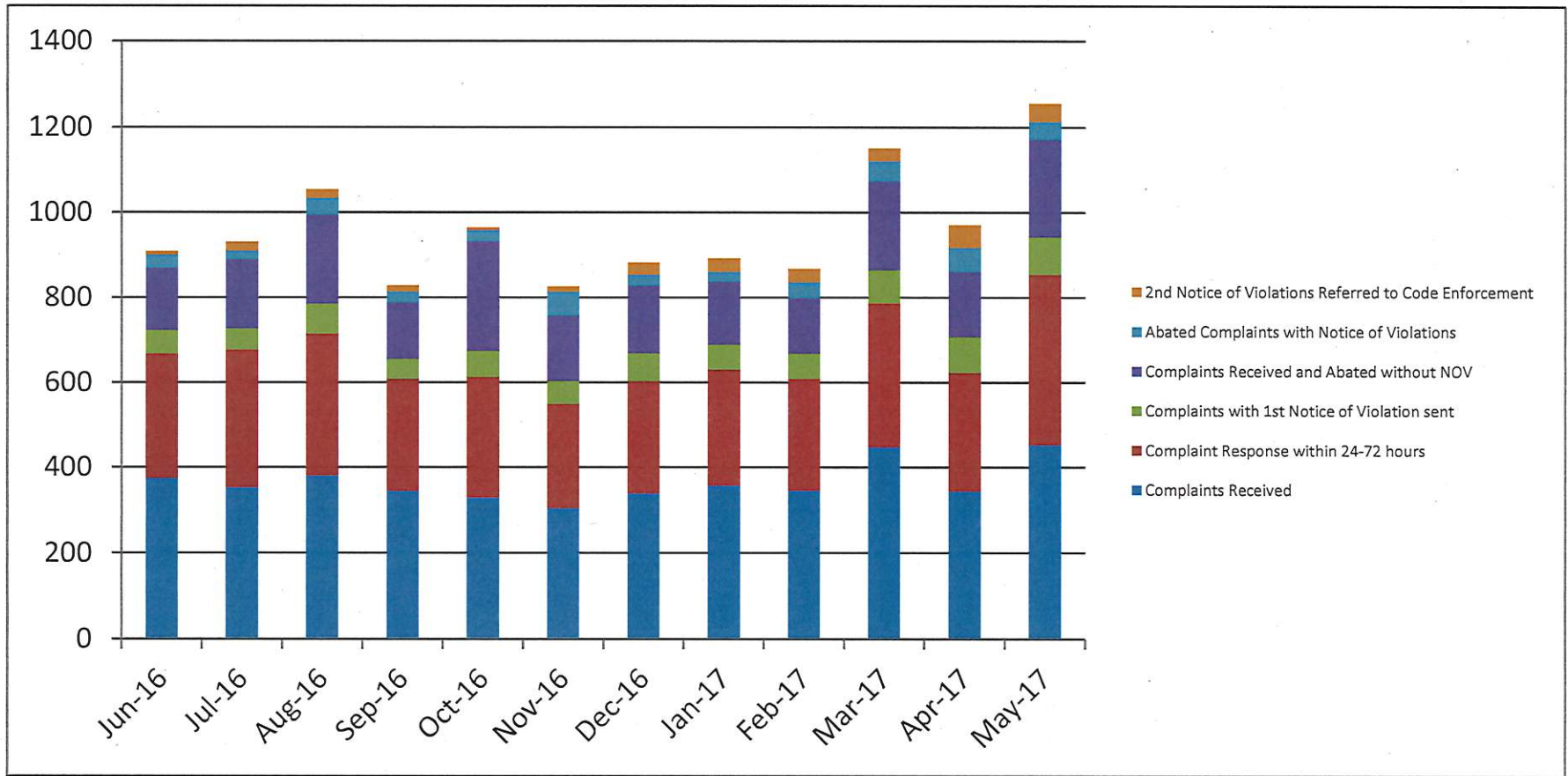
***BIC Regular Meeting
of
June 21, 2017***

Agenda Item 10d

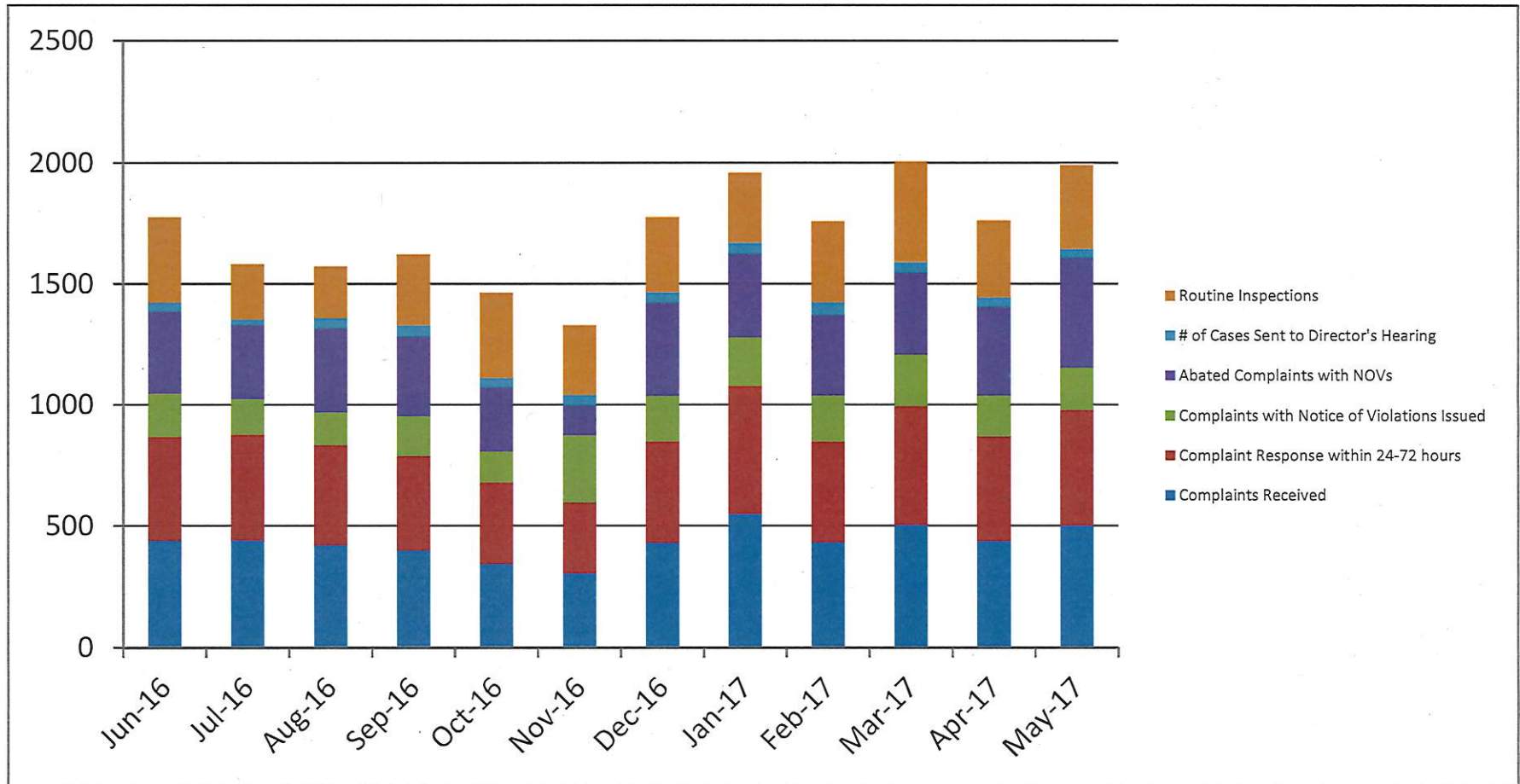
Code Enforcement and DBI Monthly Update - 2017

	January	February	March	April	May	June
BID						
Building Inspections Performed	4,602	4,703	5,786	5,022	5,711	
Complaints Received	356	344	447	343	452	
Complaint Response within 24-72 hours	273	264	339	279	402	
Complaints with 1st Notice of Violation sent	59	59	78	85	87	
Complaints Received and Abated without NOV	149	131	210	153	231	
Abated Complaints with Notice of Violations	23	38	46	57	41	
2nd Notice of Violations Referred to Code Enforcement	32	32	30	53	42	
HIS						
Housing Inspections Performed	1,255	1,283	1,451	1,264	1,313	
Complaints Received	546	430	501	436	498	
Complaint Response within 24-72 hours	528	416	491	432	479	
Complaints with Notice of Violations issued	202	191	213	168	174	
Abated Complaints with NOVs	346	334	339	369	455	
# of Cases Sent to Director's Hearing	47	52	45	38	38	
Routine Inspections	289	337	417	319	345	
CES						
# of Cases Sent to Director's Hearing	45	55	64	78	91	
# of Order of Abatements Issued	7	4	5	14	16	
# of Cases Under Advisement	14	5	11	5	13	
# of Cases Abated	40	57	68	54	58	
Code Enforcement Inspections Peformed	98	128	177	308	135	
# of Cases Referred to BIC-LC	4	-	-	-	-	
# of Case Referred to City Attorney	-	3	-	-	-	

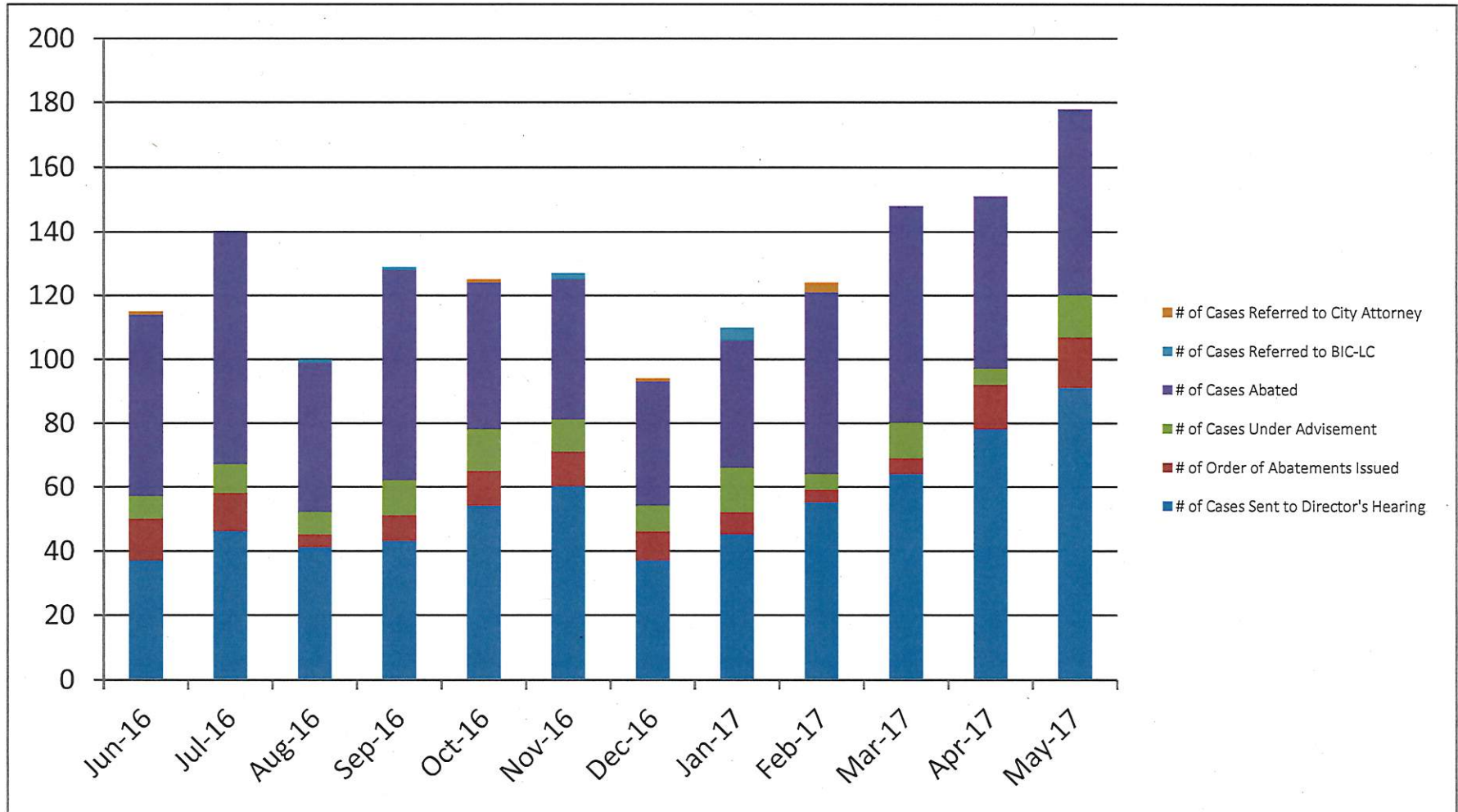
BID COMPLAINT ACTIVITIES



HIS COMPLAINT ACTIVITIES



CES COMPLAINT ACTIVITIES



BID, HIS, CES INSPECTIONS

