

*BIC Meeting of  
August 20, 2014*

*Agenda Item #6d*

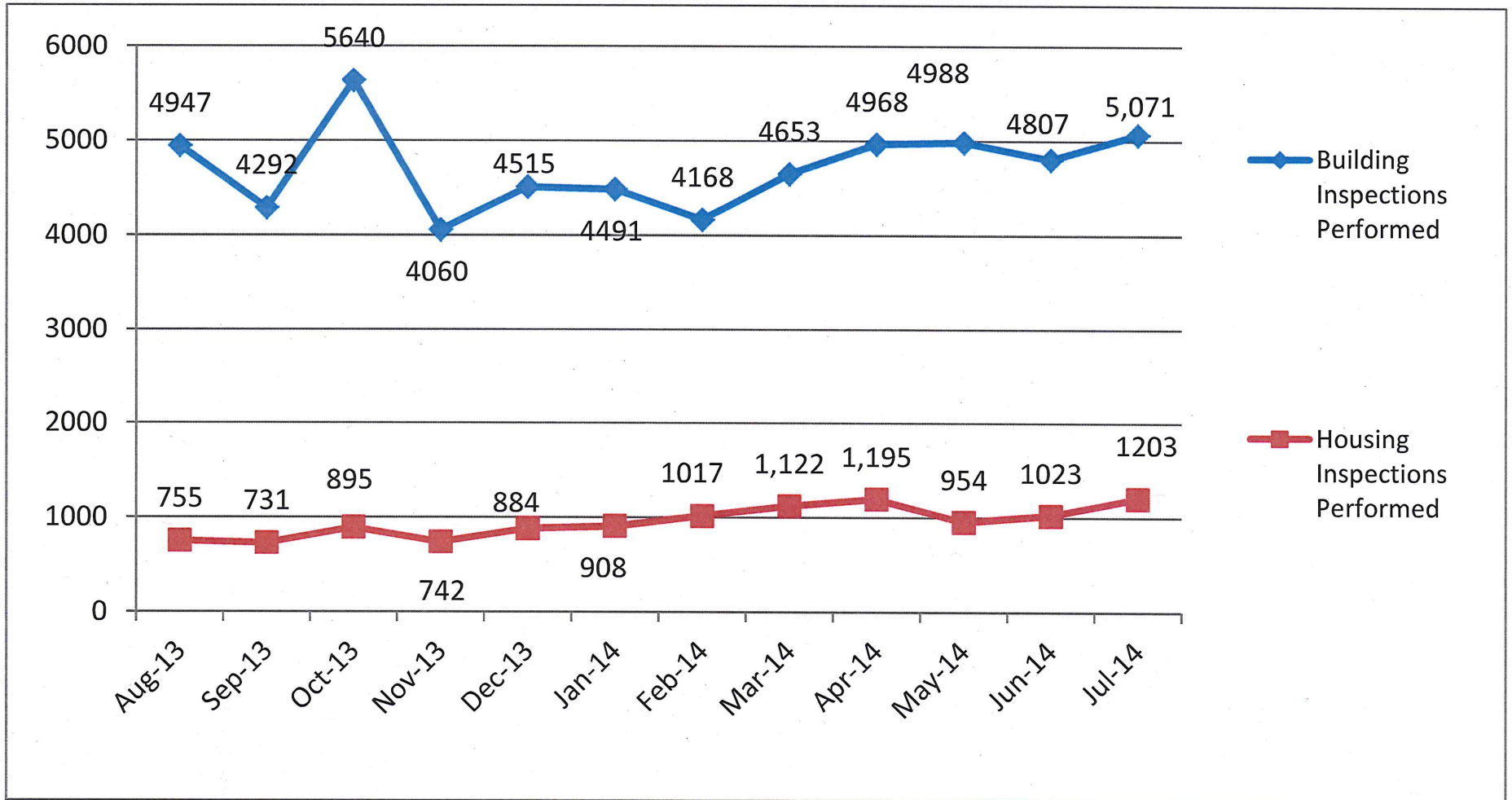
## Code Enforcement and DBI Monthly Update - 2014

	January	February	March	April	May	June
<b>BID</b>						
Building Inspections Performed	4491	4168	4653	4968	4988	4807
Complaints Received	260	221	354	253	243	263
Complaint Response within 24-72 hours	235	193	354	221	221	229
Complaints with 1st Notice of Violation sent	64	47	78	51	79	78
Complaints Received and Abated without NOV	163	102	173	186	480	440
Abated Complaints with Notice of Violations	51	50	59	39	66	56
2nd Notice of Violations Referred to Code Enforcement	17	20	21	31	23	34
<b>HIS</b>						
Housing Inspections Performed	908	1017	1,122	1,195	954	1023
Complaints Received	338	421	424	416	350	366
Complaint Response within 24-72 hours	326	406	416	407	329	362
Complaints with Notice of Violations issued	124	125	161	165	159	121
Abated Complaints with NOVs	448	128	355	350	376	376
# of Cases Sent to Director's Hearing	51	38	56	38	33	39
Routine Inspections			308	348	106	255
<b>CES</b>						
# of Cases Sent to Director's Hearing	69	64	90	111	80	78
# of Order of Abatements Issued	27	18	17	26	32	24
# of Cases Under Advisement	11	12	11	17	10	16
# of Cases Abated	144	128	177	138	150	99
# of Cases Referred to BIC-LC		2		6		
# of Case Referred to City Attorney	1		2		6	

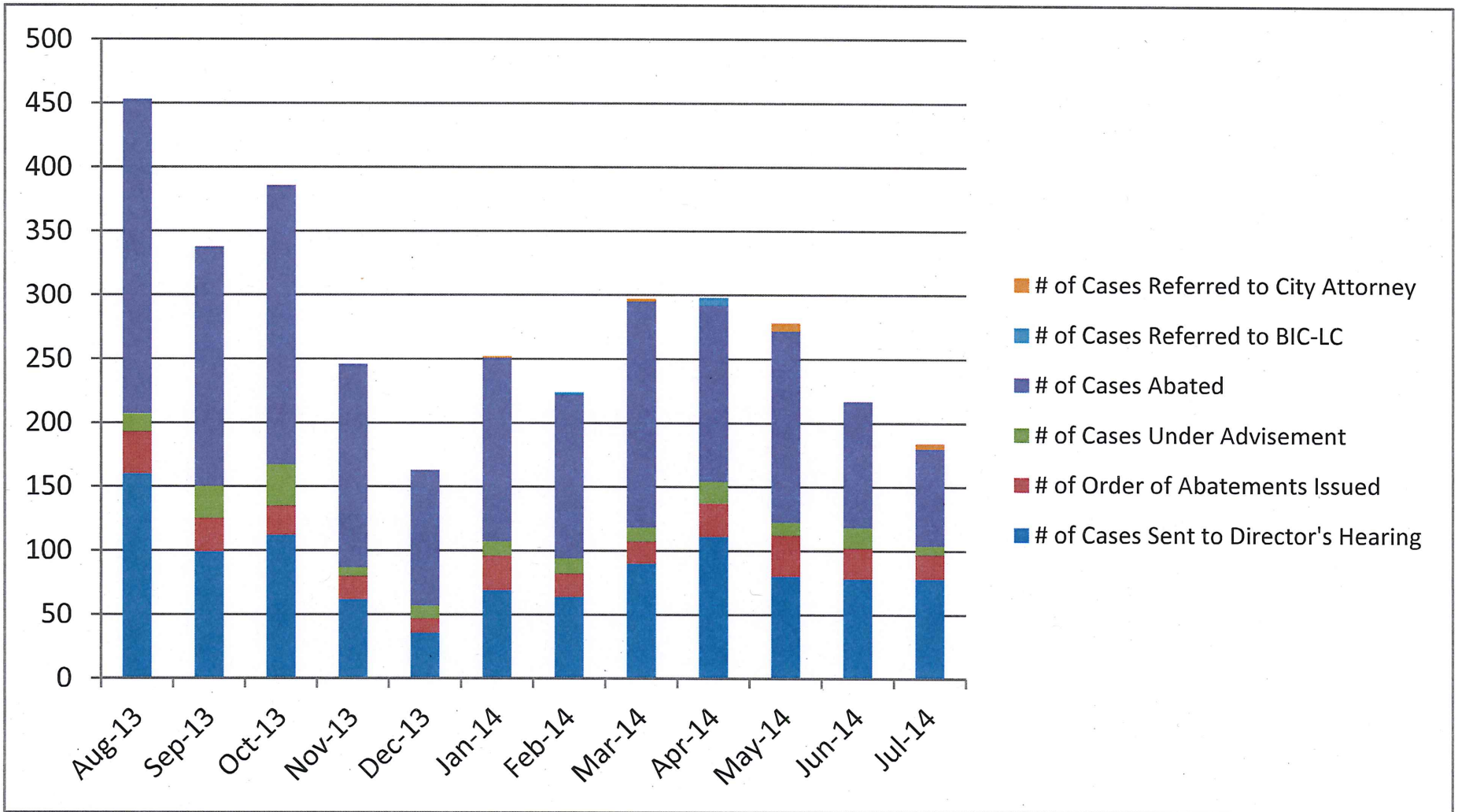
## Code Enforcement and DBI Monthly Update - 2014

July	August	September	October	November	December
5071					
272					
234					
38					
749					
102					
39					
1203					
390					
399					
138					
352					
64					
350					
78					
19					
7					
76					

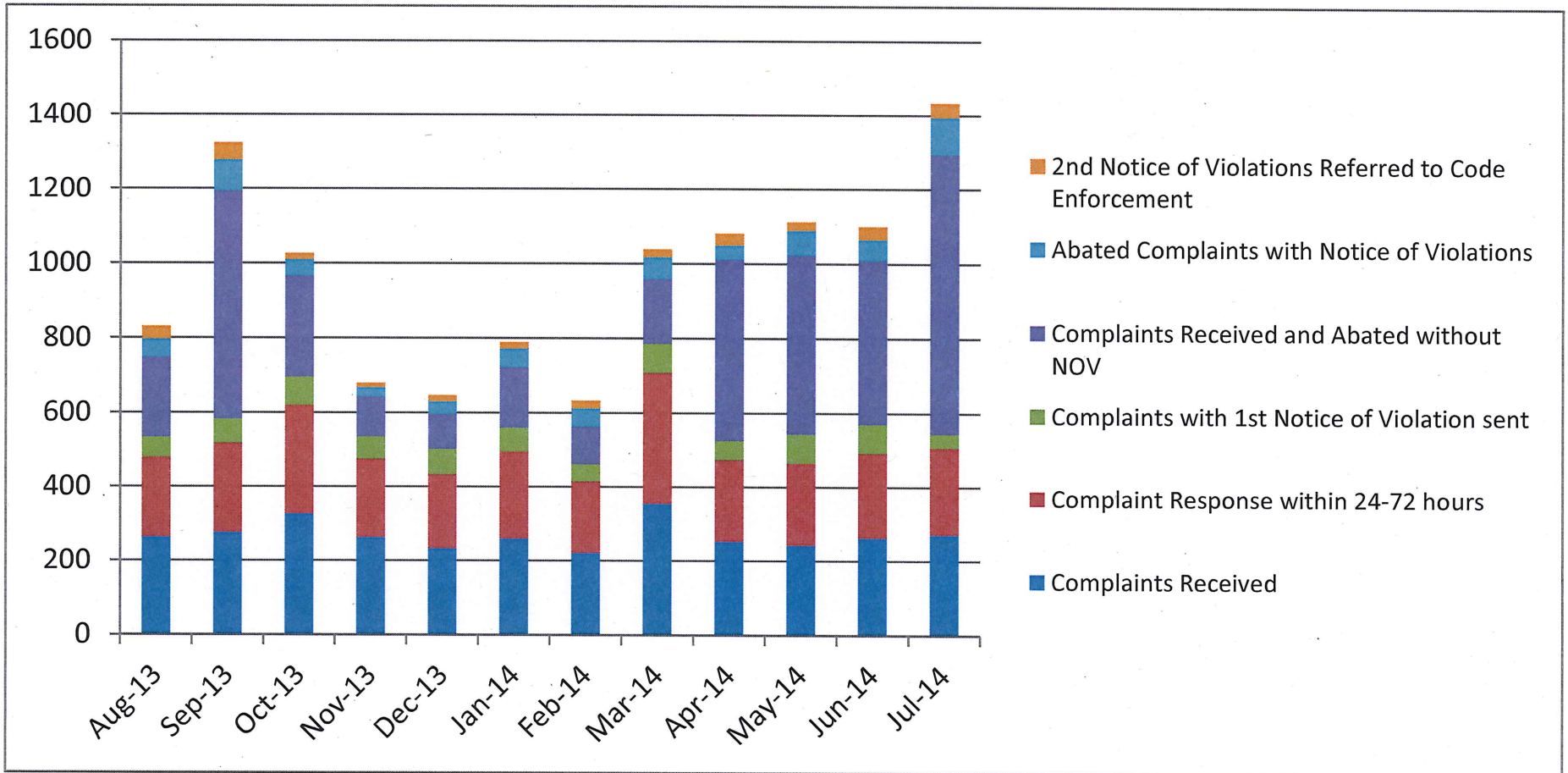
### BID and HIS INSPECTIONS AUG 2013 - JUL 2014



## CES COMPLAINT ACTIVITIES



## BID COMPLAINT ACTIVITIES



## HIS COMPLAINT ACTIVITIES

