

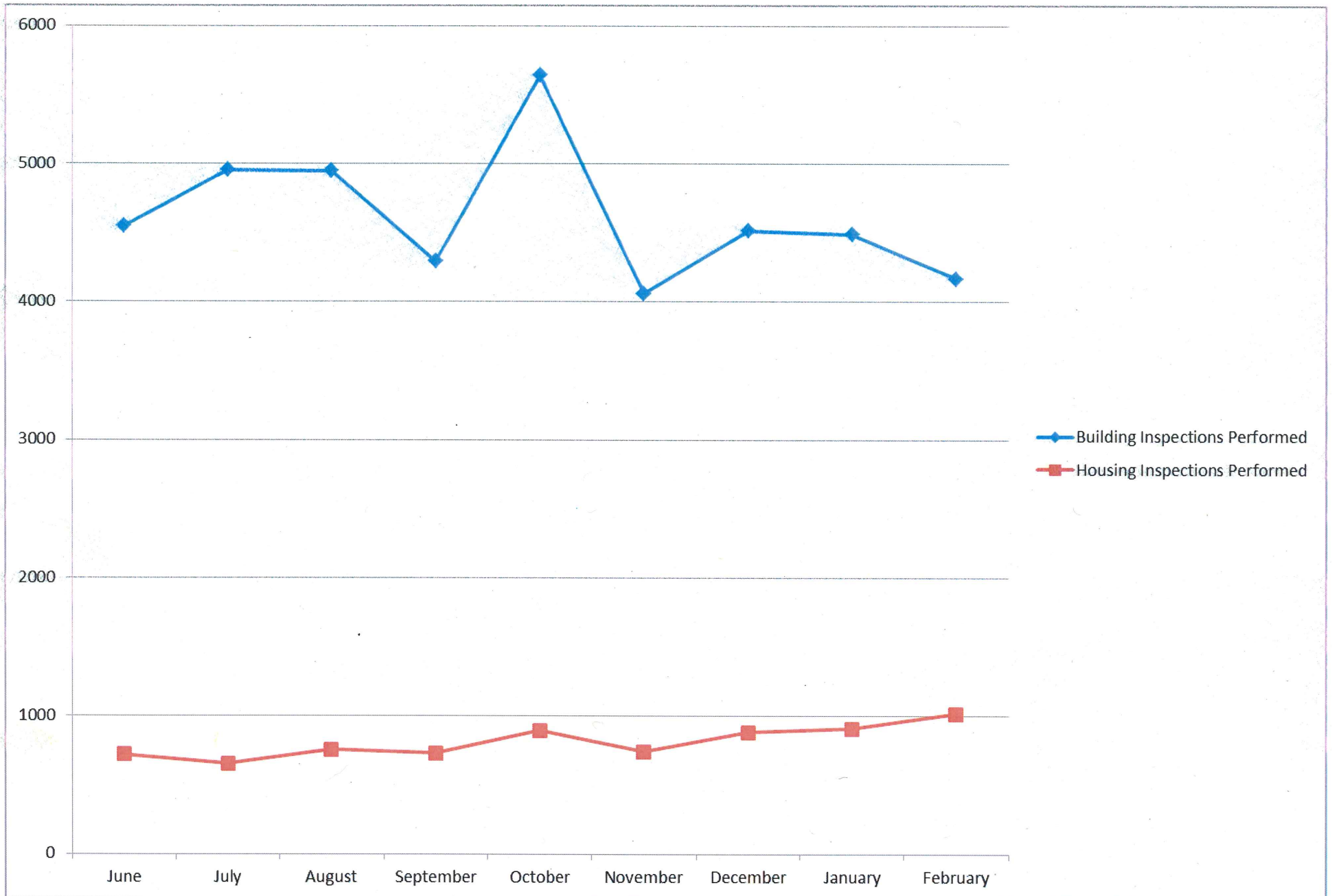
***BIC Meeting of
March 19, 2014***

Agenda Item #4e

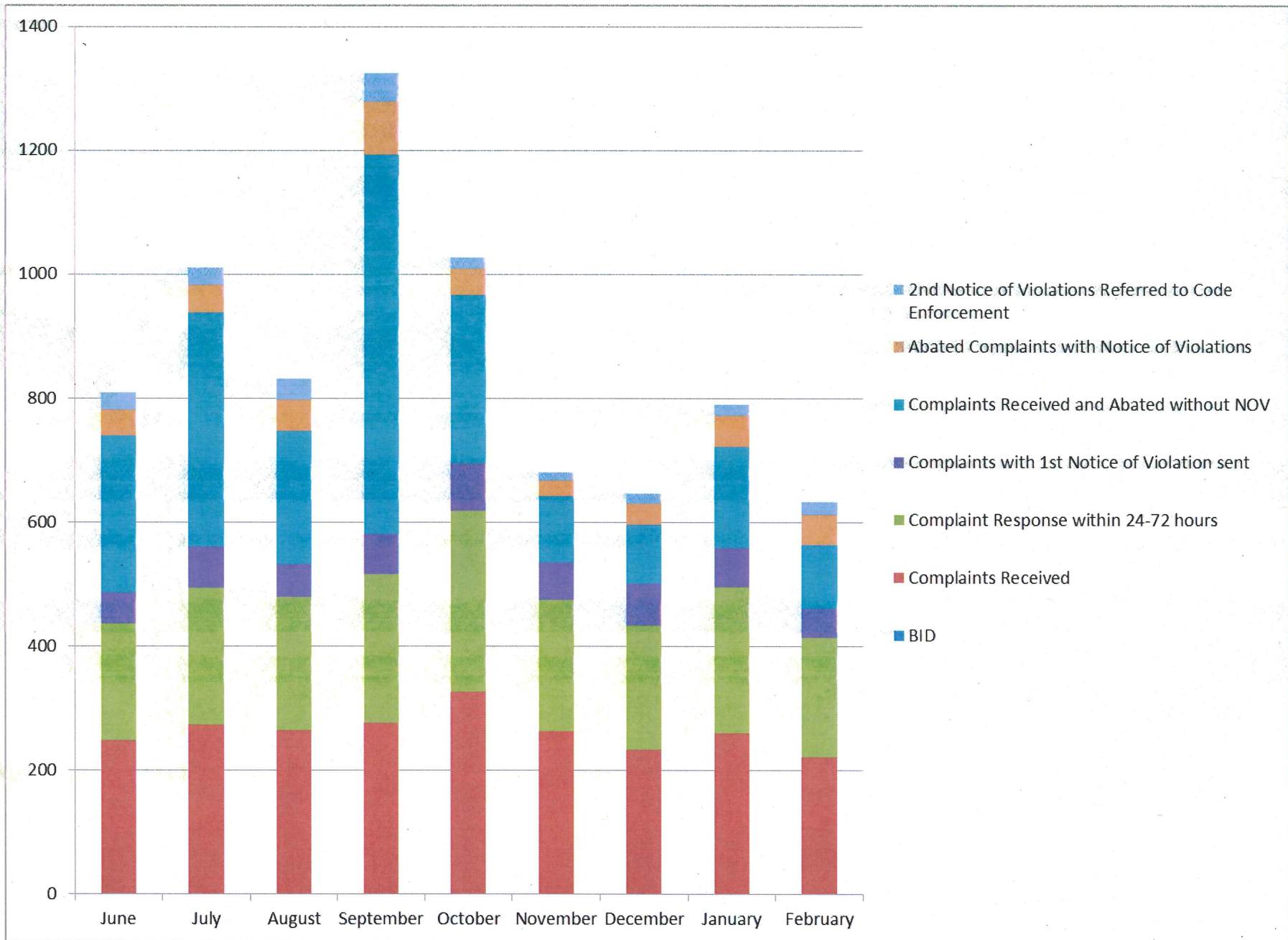
Code Enforcement and DBI Monthly Update

	June	July	August	September	October	November	December	January	February
BID									
Building Inspections Performed	4546	4955	4947	4292	5640	4060	4515	4491	4168
Complaints Received	249	274	264	276	327	263	233	260	221
Complaint Response within 24-72 hours	187	220	215	241	292	212	200	235	193
Complaints with 1st Notice of Violation sent	50	67	54	65	77	60	68	64	47
Complaints Received and Abated without NOV	254	377	214	611	270	107	95	163	102
Abated Complaints with Notice of Violations	41	44	50	86	44	26	34	51	50
2nd Notice of Violations Referred to Code Enforcement	29	29	34	46	17	12	17	17	20
HIS									
Housing Inspections Performed	720	655	755	731	895	742	884	908	1017
Complaints Received	261	270	390	416	412	426	392	338	403
Complaint Response within 24-72 hours	243	252	343	376	363	394	360	326	393
Complaints with Notice of Violations Issued	113	111	126	137	168	131	160	124	125
Abated Complaints with NOVs	285	301	277	352	596	395	332	448	474
# of Cases Sent to Director's Hearing	31	30	51	18	33	29	26	51	38
CES									
# of Cases Sent to Director's Hearing	103	124	160	99	112	62	36	69	64
# of Order of Abatements Issued	17	39	33	26	23	18	11	27	18
# of Cases Under Advisement	21	32	14	25	32	7	10	11	12
# of Cases Abated	90	210	246	188	219	159	106	144	128

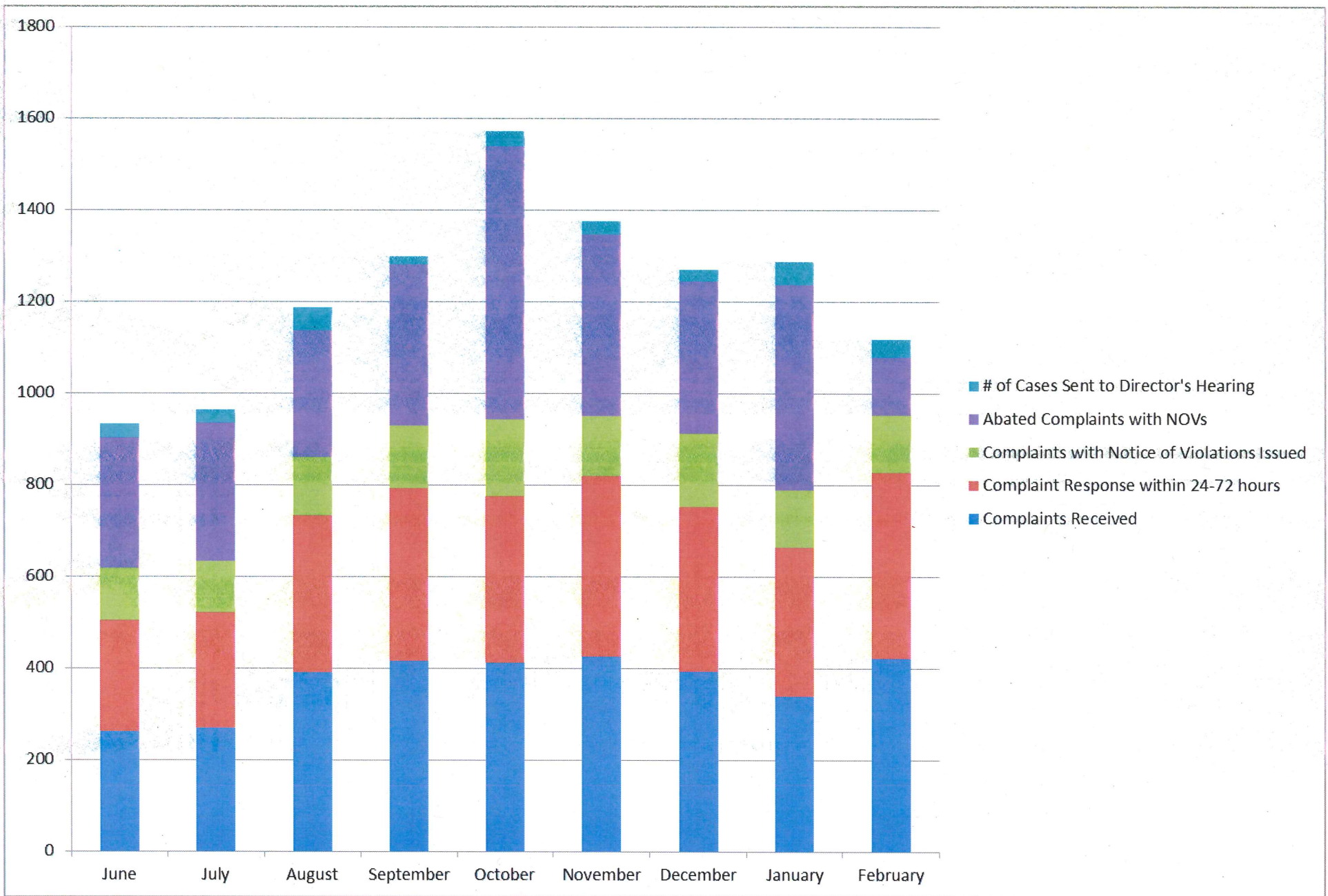
BID & HIS INSPECTION JUNE 2013 – FEBRUARY 2014



BID COMPLAINT ACTIVITIES JUNE 2013 – FEBRUARY 2014



HIS COMPLAINT ACTIVITIES JUNE 2013 – FEBRUARY 2014



CES COMPLAINT ACTIVITIES JUNE 2013 – FEBRUARY 2014

