

***BIC Regular Meeting
of
August 17, 2022***

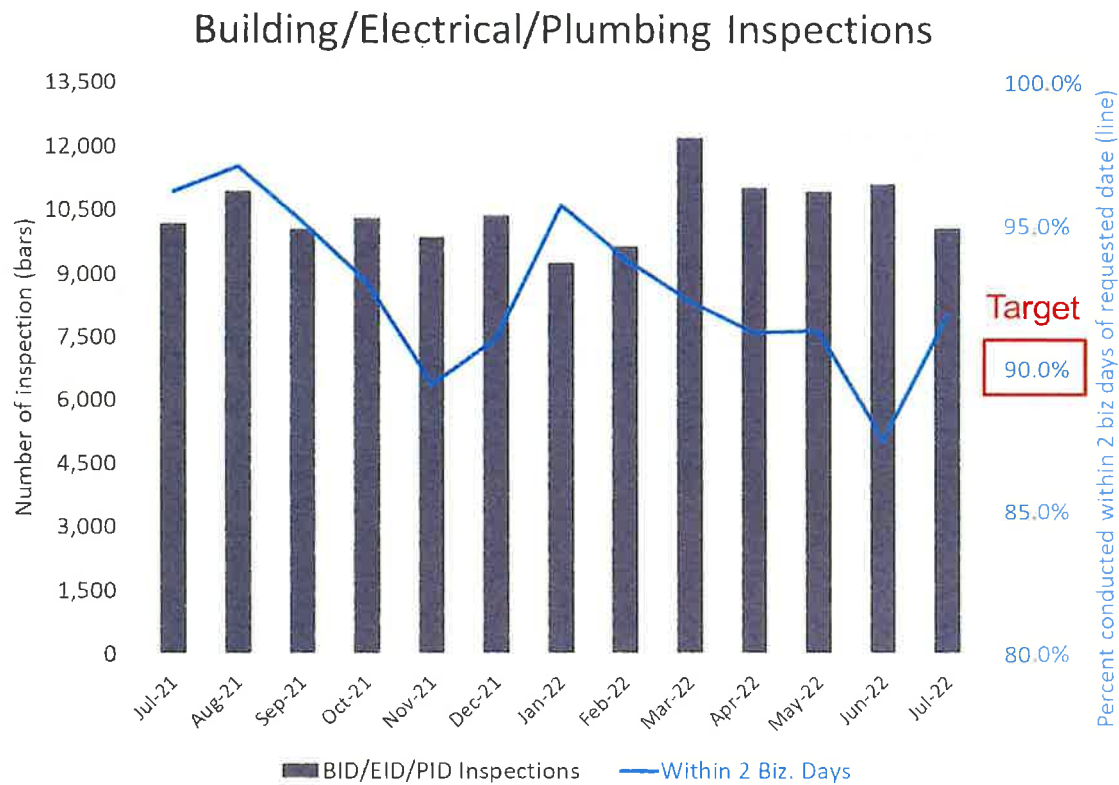
Agenda Item 4e



Inspection Services Update

Building Inspection Commission, August 17, 2022

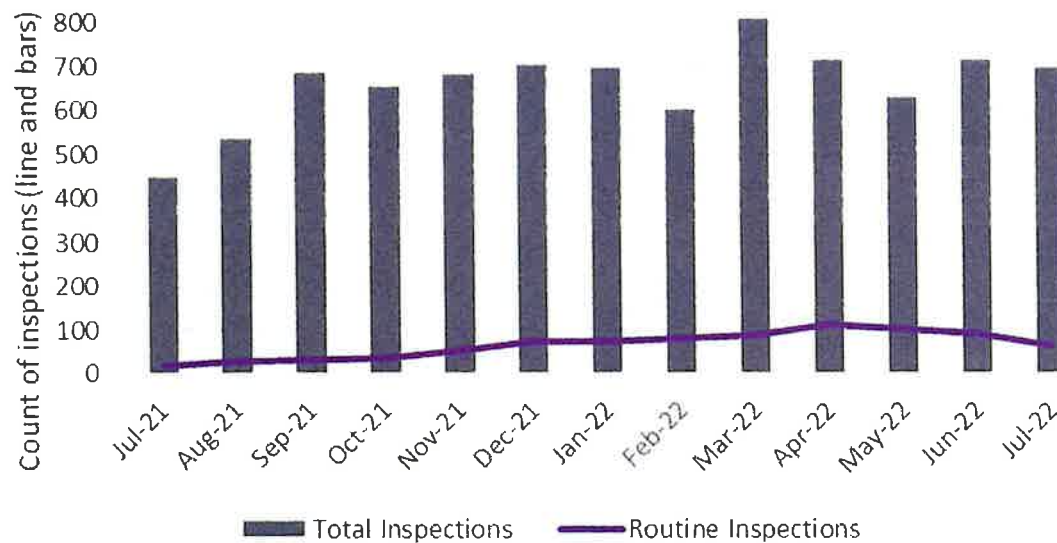
Building/Electrical/Plumbing Inspection Statistics – July 2022



The Building, Electrical, and Plumbing Inspection Divisions completed **10,075 inspections, with 92% of them conducted within 2 business days of the requested date.**

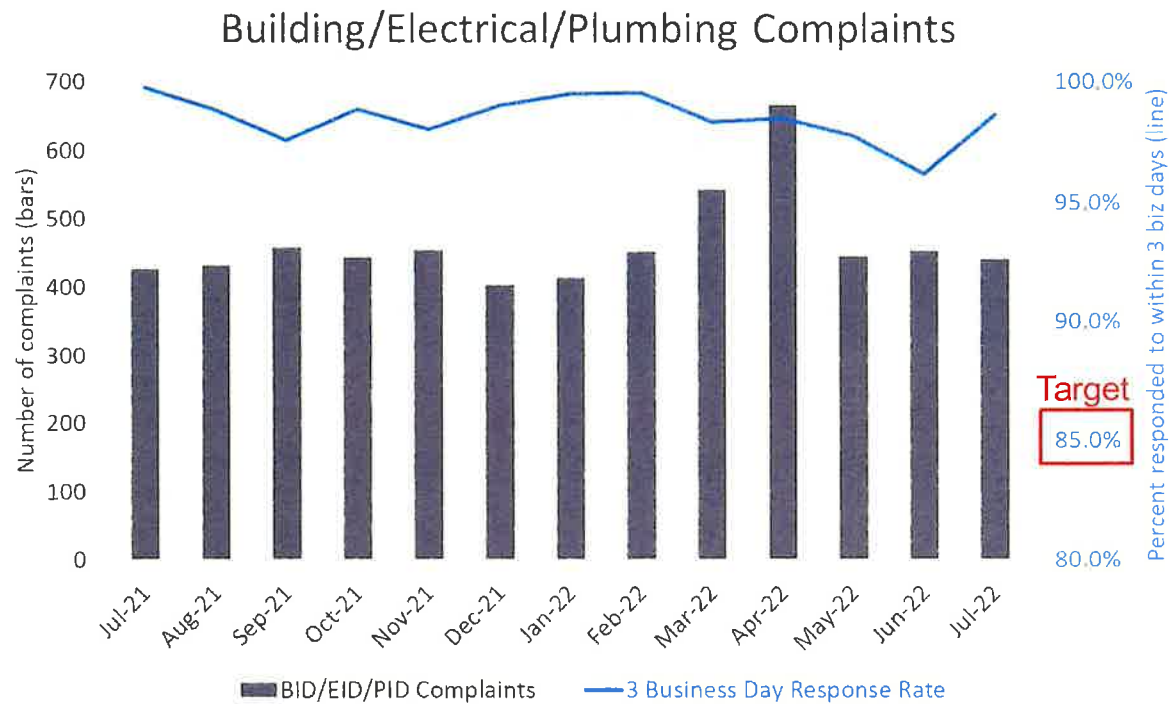
Housing Inspection Statistics – July 2022

Housing Inspection Services (HIS) Inspections



Housing Inspection Services completed **697 inspections**, with **66 of them being routine inspections** of multi-family housing.

Building/Electrical/Plumbing Complaint Statistics – July 2022

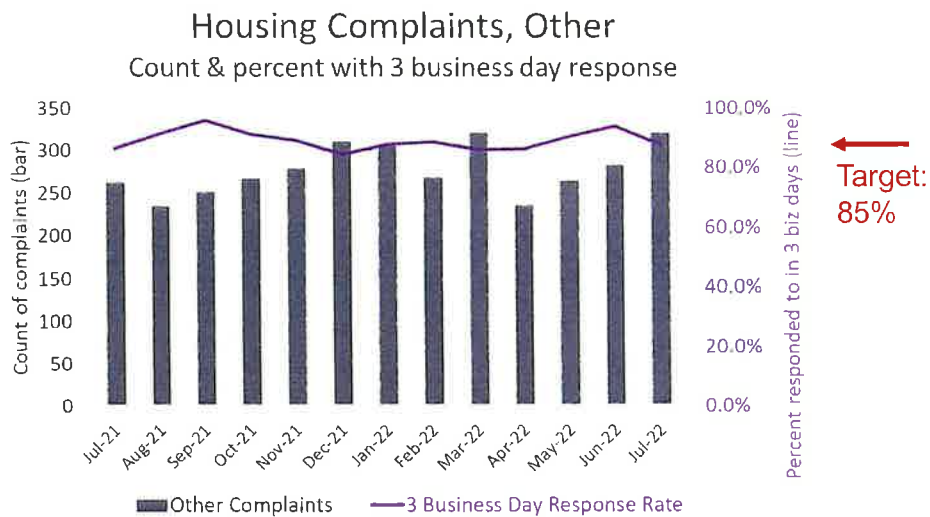


- The Building, Electrical, and Plumbing Inspection Divisions received **442 complaints** and responded to **99% of them within 3 business days**.

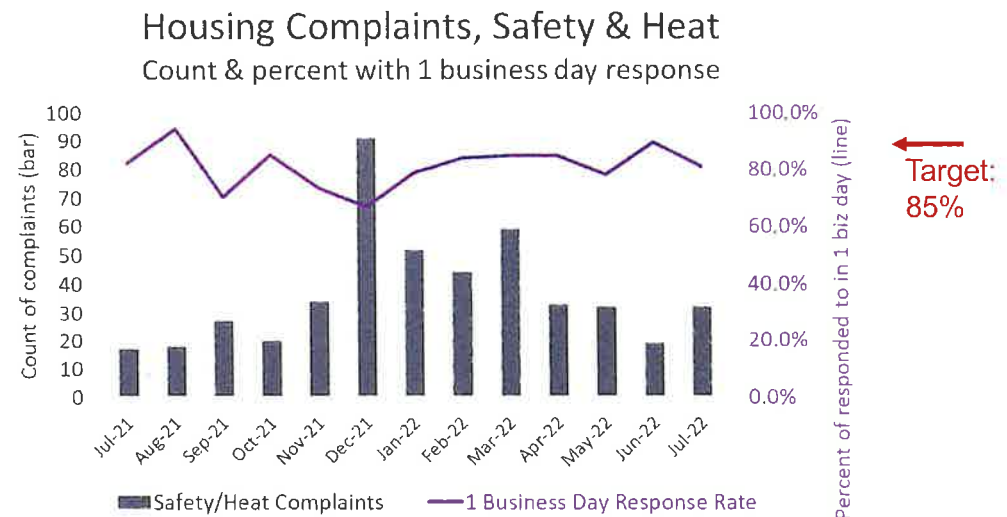
Code Enforcement Division

- Abated Complaints with NOVs: 38
- Cases sent to Director's Hearing: 90

Housing Complaint Statistics – July 2022



- Housing Inspection Services received **321 other complaints** and responded to **88%** of them within 3 business days.



- Housing Inspection Services sent **24 cases** to Director's Hearing and abated 430 cases with an NOV.

- Housing Inspection Services received **32 safety/heat complaints** and responded to **81%** of them within 1 business day.



THANK YOU

Code Enforcement and DBI Monthly Update - 2022

	July	August	September	October	November	December
BID						
Building Inspections Performed	4,918					
Complaints Received	403					
Complaint Response within 24-72 hours	398					
Complaints with 1st Notice of Violation sent	35					
Complaints Received and Abated without NOV	249					
Abated Complaints with Notice of Violations	40					
2nd Notice of Violations Referred to Code Enforcement	26					
HIS						
Housing Inspections Performed	697					
Complaints Received	377					
Complaint Response within 24-72 hours	345					
Complaints with Notice of Violations issued	121					
Abated Complaints with NOVs	430					
# of Cases Sent to Director's Hearing	24					
Routine Inspections	66					
CES						
# of Cases Sent to Director's Hearing	91					
# of Order of Abatements Issued	16					
# of Cases Under Advisement	1					
# of Cases Abated	142					
Code Enforcement Inspections Peformed	449					
# of Cases Referred to BIC-LC	11					
# of Cases Referred to City Attorney	0					
	4th 1/4	4th 1/4	4th 1/4	1st 1/4	1st 1/4	1st 1/4

CODE ENFORCEMENT OUTREACH PROGRAMS

Total people reached out to	55,880	55,880	55,880			
Counseling cases	491	491	491			
Community Program Participants	7,651	7,651	7,651			
Cases Resolved	344	344	344			