

***BIC Regular
Meeting of
March 16, 2022***

Agenda Item 4e

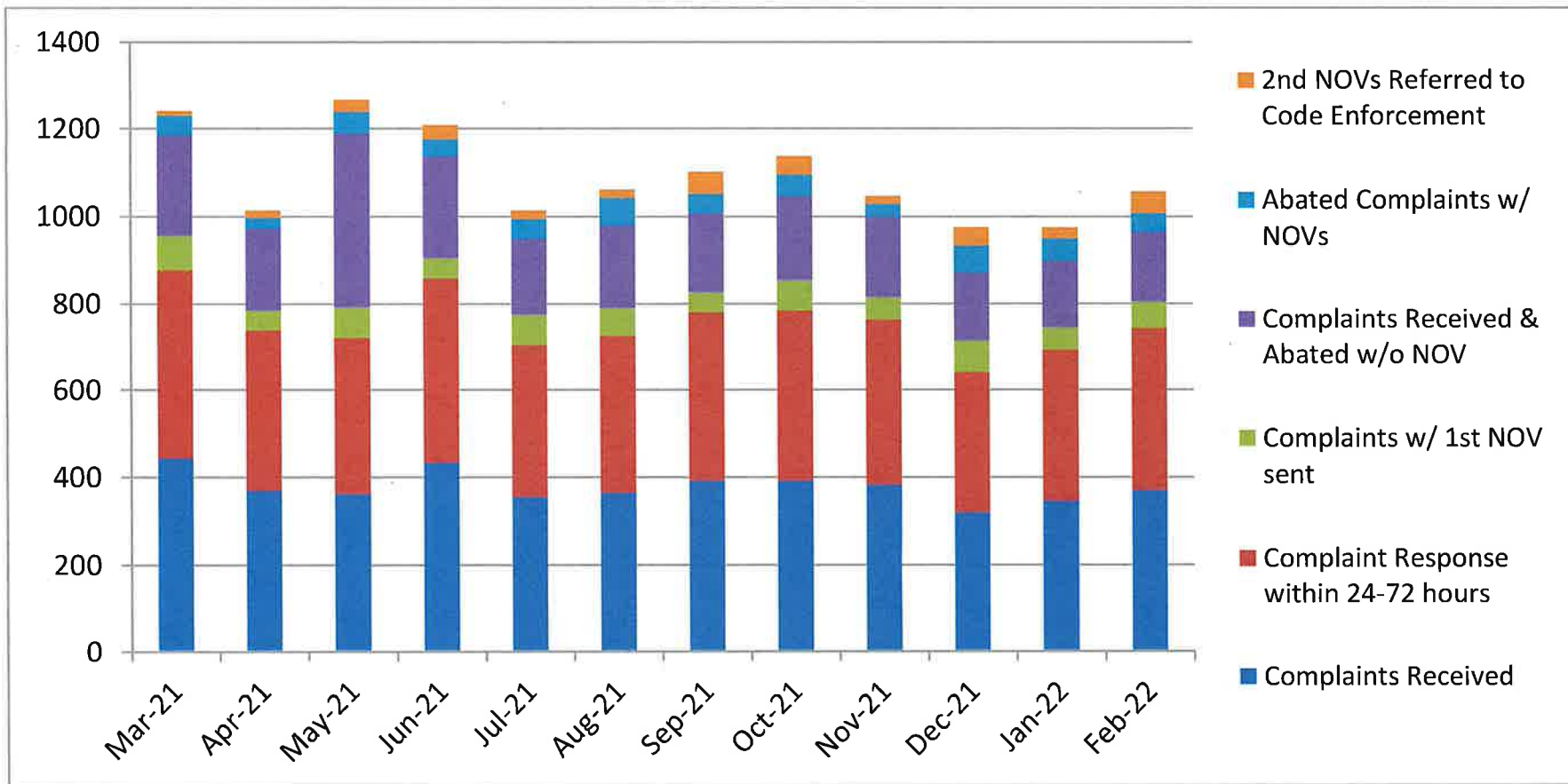
Code Enforcement and DBI Monthly Update - 2022

	January	February	March	April	May	June
BID						
Building Inspections Performed	4,338	4,460				
Complaints Received	347	372				
Complaint Response within 24-72 hours	345	370				
Complaints with 1st Notice of Violation sent	52	61				
Complaints Received and Abated without NOV	155	163				
Abated Complaints with Notice of Violations	52	42				
2nd Notice of Violations Referred to Code Enforcement	24	49				
HIS						
Housing Inspections Performed	699	602				
Complaints Received	366	322				
Complaint Response within 24-72 hours	349	322				
Complaints with Notice of Violations issued	126	106				
Abated Complaints with NOVs	297	280				
# of Cases Sent to Director's Hearing	33	33				
Routine Inspections	74	83				
CES						
# of Cases Sent to Director's Hearing	8	52				
# of Order of Abatements Issued	3	21				
# of Cases Under Advisement	0	5				
# of Cases Abated	6	20				
Code Enforcement Inspections Peformed	193	282				
# of Cases Referred to BIC-LC	0	0				
# of Cases Referred to City Attorney	1	1				

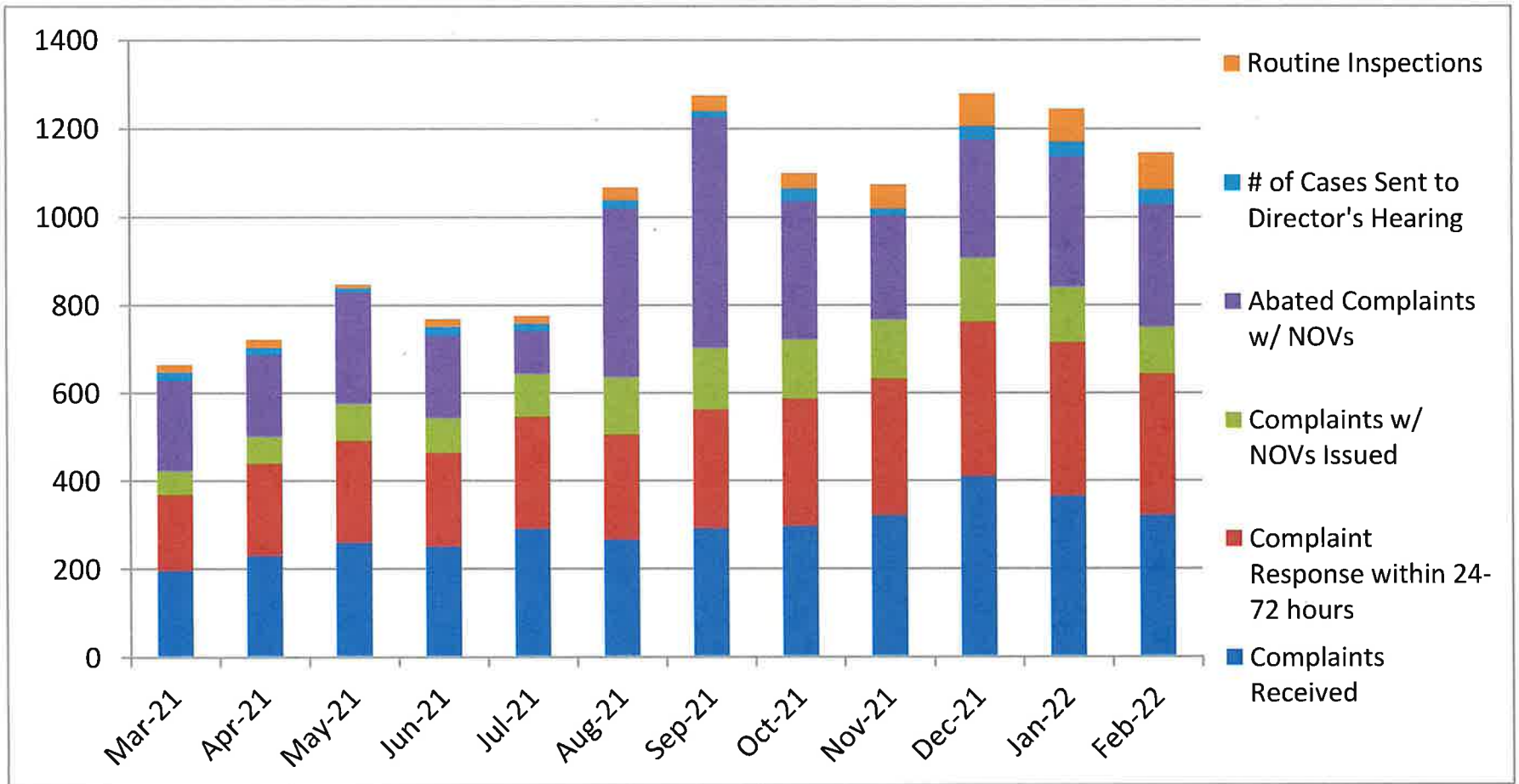
2nd 1/4 2nd 1/4 2nd 1/4 3rd 1/4 3rd 1/4 3rd 1/4

CODE ENFORCEMENT OUTREACH PROGRAMS						
Total people reached out to	50,838	50,838	50,838			
Counseling cases	695	695	695			
Community Program Participants	6,577	6,577	6,577			
Cases Resolved	666	666	666			

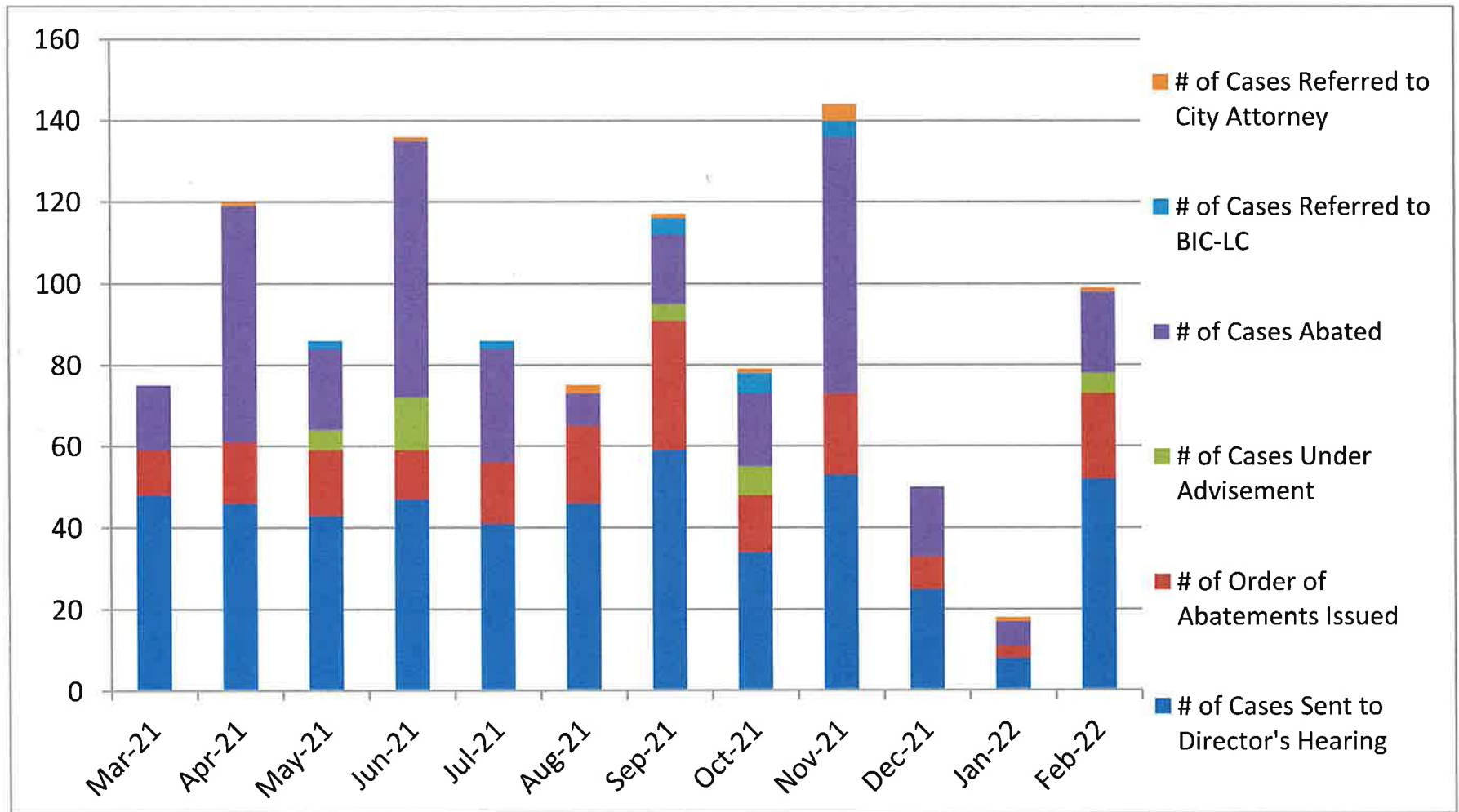
BID COMPLAINT ACTIVITIES



HIS COMPLAINT ACTIVITIES



CES COMPLAINT ACTIVITIES



BID, HIS, CES INSPECTIONS

